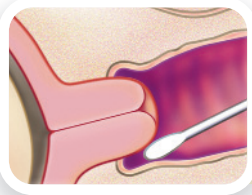
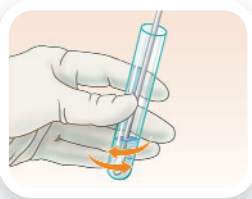


3 Easy Steps to Collect A Fetal Fibronectin Specimen

RapidfFN[®]Test



- 1** Collect specimen prior to digital examination or manipulation of the cervix to avoid sample contamination. During speculum examination, **lightly rotate** the swab across the posterior fornix of the vagina **for 10 seconds** to absorb cervicovaginal secretions.

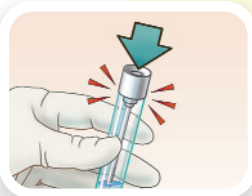


- 2** Remove the swab and immerse the tip in buffer. Gently mix the swab in the buffer solution and remove if the test is to be performed immediately.



- 3** If the test is to be performed at a later time, break the shaft (at the score) even with the top of the tube. Align the shaft with the hole inside the tube cap and push down tightly over the shaft, sealing the tube for transfer to the Rapid fFN[®] Analyser.

Warning: The shaft MUST be aligned to avoid leakage



For more information and additional Specimen Collection Kits, please contact your local Representative or visit www.ffntest.com.au

For accurate patient results, please ensure that you follow these instructions:

Specimens should be collected prior to:

- Digital cervical exam
- Collection of culture specimens
- Vaginal probe ultrasound exams

Do not contaminate swab or specimen with:

- Lubricants
- Soaps
- Disinfectants
- Creams

Do not test if patients have:

- Had sexual intercourse within 24 hours prior to sampling
- Moderate or gross vaginal bleeding
- Advanced cervical dilation (3 centimeters or greater)
- Rupture of membranes
- Suspected or known placental abruption or placenta previa

This piece of literature is designed to be used in conjunction with, not replace, the respective instructions for use (IFU) for the Specimen Collection Kit and the Rapid fFN Cassette Kit. Prior to performing the test the health care provider must review and be familiar with the IFUs.

INT-08-036-EN-B ©2010 Hologic, Inc. All Rights Reserved. Specifications are subject to change without prior notice. Hologic and RapidfFN are trademarks and/or registered trademarks of Hologic, Inc. and/or its subsidiaries in the United States and other countries.